


Please note:

 The Museum is a non-smoking and no vaping site, this is only permitted in the car park areas.
Dogs must be kept on a short lead at all times.






Disabled Parking

Free Parking



- | | | | | | | | |
|--|-------------------------------|----------------------------------|--|-----------------------------------|---|---|--------------------------------|
| 1 Museum entrance & shop | 8 Horsham Shop | 16 Reigate house extension | 24 Eastwick Park Dairy | 31 Vehicles & implement gallery | 39 Lurgashall Cattle Shed | 47 Winkhurst Tudor Kitchen | 54 Charcoal Burner's Camp |
| 2 Café | 9 House from Walderton | 17 Building from Lavant | 25 Lurgashall Watermill & granary | 32 West Wittering School & stable | 40 Stables/shed from Rusper | 48 Bayleaf Farmstead, gardens, orchards & shaws | 55 Anglo-Saxon Hall House |
| 3 Welcome & Exhibition galleries | 10 Whittaker's Cottages | 18 Activity Room | 26 Wilton Heath Animal Pound | 33 Soke Street Medieval House | 41 Gonville Cottage (Private residence) | 49 Cowfold Barn | 56 Catherington Treadwheel |
| 4 Toll House from Beeding | 11 South Worston Church | 19 Redford Pugmill | 27 Southwater Smithy | 34 Poplar Cottage | 42 Ockley Hay Barn | 50 Pendean Farmhouse | 57 Downland Gridshell Building |
| 5 North Cray Medieval House | 12 Stoughton Bell Frame | 20 Petersfield Brick Drying Shed | 28 Watersfield Stable | 35 Tindells Cottage | 43 Kirdford Cattle Shed | 58 Longport Farmhouse | 58 Longport Farmhouse |
| 6 Titchfield Market Hall | 13 Newick Plumbers' Workshop | 21 Sheffield Park Saw Pit | 29 Court Barn from Lee-on-the-Solent | 36 West Kingsdown Horse Whim | 44 Goodwood Cattle Shed | 59 Hambrook Barn | 59 Hambrook Barn |
| 7 Upper Hall from Crawley & Museum Library | 14 Willey Joiners' Shop | 22 Pevensy Windpump | 30 Wiston Wagon Shed (2&30 sometimes closed for filming) | 37 Charwood Cart Shed | 45 May Day Barn & stables | | |
| | 15 Windesham Carpenters' Shop | 23 Newdigate Bakehouse | | 38 Littlehampton Granary | 46 Pallingham Quay wagon shed | | |

- Facilities
-  Toilets
 -  Baby-changing facilities
 -  Picnic/play areas
 -  Café
 -  Seasonal refreshments
 -  Admission tickets

-  No Pedestrian Access to Car Park
-  Accessible route (1km)
-  Woodland walk (2km) paths are subject to closure in extreme weather conditions